



People.Health.Care.

Tribute® Wrap

Off-the-shelf adjustable
foam compression wrap.



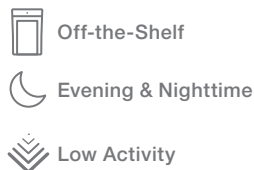
Solaris Collection™

www.Lohmann-Rauscher.us

Tribute® Wrap

Promoting skin health with proven foam technology.

Tribute® Wrap is an adjustable compression garment with foam technology that nestles into the tissue to promote skin health.¹ It supports easy self-management of lymphedema and edema during low activity by comfortably adjusting to your patient's unique shape and lifestyle.



Indications

- Various stages of lymphedema
- Edema

Tribute Wrap helps maintain gains made during therapy, while allowing the flexibility to support further reduction. Simply slide it on, adjust the straps, and cover with Sleep Sleeve for comfortable evening compression.

Explore the other great benefits of Tribute Wrap ▶



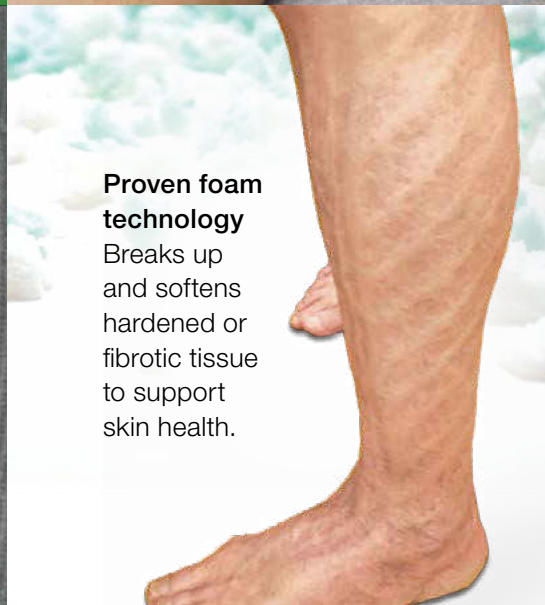
Easy-to-use finger grip on every strap.

Simple adjustability for the right fit and contour.



Proven foam technology

Breaks up and softens hardened or fibrotic tissue to support skin health.



Sleep Sleeve

Complimentary cover included with all styles to ensure the straps don't get tangled in the sheets.



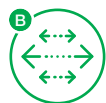


Tribute® Wrap Wrist to Axilla



Chevron channeling

Designed based on MLD principles of directing fluid to collateral pathways



Adjustable strapping system

Easily conforms for the right, comfortable fit, and has flexibility to support further reduction.



Supports mobility

Angled straps at flexion points for a comfortable and functional design



6-month warranty

Tribute Wrap is guaranteed to be free of material and manufacturing defects for the six-month life of the garment.



“In the morning, I took it off and couldn’t believe the difference! I wondered if this was a fluke, but I’ve noticed the same results every morning!

This is outstanding! It is easier to put on my daytime flat knit garments, and my legs have less fatigue throughout the day.

I am convinced Tribute Wrap does make a significant difference!”

John, Lymphedema patient

Tribute® Wrap

Comfortable and adjustable.



Tribute® Wrap Glove

left or right orientation, sold individually, Black Sleep Sleeve included

Size	Circumference	
	B ^c	C ^c
Small	16–20	16.5–21
Medium	18–22	17.5–22
Large	20–24.5	18.5–23

Tribute® Wrap Wrist to Axilla

left or right orientation, sold individually, Black Sleep Sleeve included

	Circumference			Length CG ^L
Size	C ^c	E ^c	G ^c	
Regular				
Small	16–21	22–28	25–31	43–47
Medium	17–22	26–32	30–37	
Large	18–23	30–36	35–44	
Long NEW				
Small	16–21	22–28	25–31	48–52
Medium	17–22	26–32	30–37	
Large	18–23	30–36	35–44	

Tribute® Wrap MCP to Axilla NEW

left or right orientation, sold individually, Black Sleep Sleeve included

Size	Circumference				Length CG ^L
	B ^c	C ^c	E ^c	G ^c	
Regular					
Small	16–20	16–21	22–28	25–31	43–47
Medium	18–22	17–22	26–32	30–37	
Large	20–24.5	18–23	30–36	35–44	
Long					
Small	16–20	16–21	22–28	25–31	48–52
Medium	18–22	17–22	26–32	30–37	
Large	20–24.5	18–23	30–36	35–44	

Additional Sleep Sleeve accessories available for all sizes and lengths of each Tribute Wrap garment style.

A complimentary Black Sleep Sleeve is included with all Tribute Wrap garments. Below Knee styles include non-skid pads.



How to Order

1 Select a style

Variety of garments available for both upper and lower extremity.

2 Measure

Only 2–5 measurements needed per style.

3 Order

Available through your preferred garment supplier:

- Local DME
- National provider
- Online distributor

www.lohmann-rauscher.us/where-to-buy

Dealers can purchase direct from L&R USA via phone, fax, or online store.

Tribute® Wrap Below Knee

left or right orientation, sold individually, Black Sleep Sleeve included

Size	Circumference		Length	
	B ^c	C ^c	AY ^L	YD ^L
Regular				
Small	24–30	30–36	19–22	40–44
Medium	27–33	33–41.5		
Large	30–36	36–45		
Long NEW				
Small	24–30	30–36	23–26	45–49
Medium	27–33	33–41.5		
Large	30–36	36–45		

Tribute® Wrap Knee to Thigh NEW

left or right orientation, sold individually, Black Sleep Sleeve included

Size	Circumference			Length DG ^L
	D ^c	E ^c	G ^c	
Regular				
Small	31–36	42–48	53–60	35–40
Medium	35–40	47–53	59–66	
Large	39–44	52–58	65–72	
Long				
Small	31–36	42–48	53–60	40–45
Medium	35–40	47–53	59–66	
Large	39–44	52–58	65–72	



Measurement reference

