

# TiLite ZR ZRA Order Form

Effective Aug 2025 (New Items in Red)

MONO-TUBE RIGID FRAME

Page 1 of 8

DEALER INFORMATION		RTS INFORMATION	
Dealer:	Account #:	RTS:	Phone:
PO:	Ordered By:	Email:	
Email:	SHIP TO INFORMATION		
Mark For:	User Weight:	Name:	Ship Via:
TiLite Sales Rep:	Address:		
TiLite Information:	Promo Code:	City:	State: Zip:
Ship Date:	Order #:	Phone:	Fax:

More options and frame modifications may be available through our Creative Mobility Division! Please contact customer service for details or to view options.



## FRAME STYLE

- Z2FS2 ☐ **ZRA Titanium Frame** (Full Adjustability. 265 Pound Weight Limit. 150 Pound Weight Limit for Rear Seat Width A and Seat Depth B of 10"x10" to 12"x12". For Rear Seat Width A and Seat Depth B of 15" or greater, use K0005. For Rear Seat Width A and Seat Depth B of less than 15", use E1235.).....\$4,441 K0005, E1235
- Z2FS1 ☐ **ZR Titanium Frame Ultimate TiFIT** (Minimal Adjustability. 265 Pound Weight Limit. 150 Pound Weight Limit for Rear Seat Width A and Seat Depth B of 10"x10" to 12"x12". For Rear Seat Width A and Seat Depth B of 15" or greater, use K0005. For Rear Seat Width A and Seat Depth B of less than 15", use E1235.).....\$490

## SMARTDRIVE POWER ASSIST SYSTEM



- ZMAXSD1 ☐ **Permobil SmartDrive MX2+\*** (N/A with rear seat heights less than 13.5", or 20" rear wheels).....\$7,529 E0986
- ZMAXSD8 ☐ SwitchControl Button with Mono Jack Option.....NCO
- ZMAXSD19 ☐ **NEW** Buddy Button.....NCO
- ZMAXSD4 ☐ Carrying Bag.....\$84
- ZMAXSD10 ☐ Universal Padded Handle.....\$22

\*SmartDrive apps available on Apple App Store and Google Play Store for Apple Watch Series 5 or newer and Samsung Galaxy Watch 4 or newer.

## FRAME STYLE

- ZHDR1 ☐ **Heavy Duty Frame** (300 Pound Weight Limit. Requires Tension Adjustable by Straps Back Upholstery. Requires Folding Aluminum Adjustable Height Backrest, Billet Aluminum Front Wheels, Shadow or Spinergy SPOX Rear Wheels. LX Rear Wheels only available with 0 or 2 degree camber. Not available with Slipstream Fork, Velcro Adjustable Upholstery, Swing Away Tubular Armrest or Swing Away Flip Back Tubular Armrest.).....NCO
- ZPWR1 ☐ **Power Adaptable Frame** (Not required for SmartDrive. Requires LiteSpeed Billet Aluminum Front Wheels and 0 degree camber. Not available with Single-sided Forks, or Titanium Camber Tubes.).....NCO
- ZRFR1 ☐ **Reinforced Frame**.....NCO

## TRANSIT OPTION

- ZTTDO3 ☐ **Transit Tie-Down** (Tested to WC-19. Consists of four Tie-Down Brackets, two Pelvic Belt Mounting Brackets and Reinforced Frame. Please refer to the ZRA Transit Tie-Down Option Brochure for important information regarding the Transit Tie-Down Option. (Not available with ZR.).....\$363 E1023
- ZWTB ☐ **Transport Bracket Option** (Consists of four Tie-Down Brackets. Unoccupied use only. Please refer to the ZR Transport Bracket Supplement for important information regarding the Transit Options).....\$379 E1022

## FRAME FINISHES

- ZFF1 ☐ **Satin** (Available with Titanium Frame only.).....STD
- ZSCBT1 ☐ **Satin Finish Buffing Pads**.....\$22
- ZFF3 ☐ **Tattooed Titanium™ and Aluminum** (Tattoos on front frame tubes. Titanium frame finished in Satin. Aluminum frame is tattooed on blasted aluminum with a clear coat. Tattoos will be trimmed and adjusted to fit your frame.).....\$363

- ZFF45 ☐ **Need for Speed**  ZFF44 ☐ **Flower Garden** 

- ZFF43 ☐ **Mosaic** 

- |  |   |  |
|--|---|--|
| <input type="checkbox"/> ZFF8 High Gloss Black     | <input type="checkbox"/> ZFF10 Red Pepper         | <input type="checkbox"/> ZFF29 Neon Pink               |
| <input type="checkbox"/> ZFF14 Ocean Blue Metallic | <input type="checkbox"/> ZFF15 Tangerine Metallic | <input type="checkbox"/> ZFF30 Acid Green Metallic     |
| <input type="checkbox"/> ZFF17 Midnight Blue Pearl | <input type="checkbox"/> ZFF18 White Pearl        | <input type="checkbox"/> ZFF19 Black Lava              |
| <input type="checkbox"/> ZFF27 Titanium Grey       | <input type="checkbox"/> ZFF59 Pomegranate Red    | <input type="checkbox"/> ZFF62 Blue Mist               |
| <input type="checkbox"/> ZFF57 Indigo Purple       | <input type="checkbox"/> ZFF40 Hyper Blue         | <input type="checkbox"/> ZFF41 Flame Orange            |
| <input type="checkbox"/> ZFF42 OD Green            | <input type="checkbox"/> ZFF60 Silver Streak      | <input type="checkbox"/> ZFF63 Lavender Dusk           |
| <input type="checkbox"/> ZFF58 Black Galaxy        | <input type="checkbox"/> ZFF61 Seafoam Green      | <input type="checkbox"/> ZFF64 Daffodil Yellow.....STD |



# TiLite ZR ZRA Order Form

Effective Aug 2025 (New Items in Red)

MONO-TUBE RIGID FRAME

Page 2 of 8

## COLOR ANODIZE PACKAGE

(Color Anodize Package includes: Caster Mount, Caster Fork, and Caster Caps. If no anodize color is selected, the default will be black.)

- ☐ ZANO1 Black..... STD  
☐ ZAN12 Gold ☐ ZAN15 Green ☐ ZAN13 Purple ☐ ZAN14 Orange ☐ ZAN10 Blue ☐ ZAN11 Red.....\$71

## TiFit: TAILORED INDIVIDUALIZED FRAME

Measurements shown below are our most popular selections. **Not seeing what you want?** Contact customer service or visit our Creative Mobility Division (CMD) catalog [here](#) to view additional options.

**REAR SEAT WIDTH A** Measure from outside of seat tube at back post to the outside of the opposite seat tube at back post.

- ZSW1 ☐ 10" ☐ 11" ☐ 12" ☐ 13" ☐ 14" ☐ 15" ☐ 16" ☐ 17" ☐ 18" ☐ 19".....STD  
ZSW2 ☐ 20" (HCPCS code only applies to 20" Rear Seat Width A).....\$536

**FRONT SEAT WIDTH (SEAT TAPER) T** Measure from inside of front frame tube to inside of opposite front frame tube. (Required with V-Front End V. Not Available with Standard Front End I.)

- ZFSW1 ☐ No Taper (2.5" Narrower than Rear Seat Width A).....STD  
ZFSW3 ☐ 1.5" Taper (4" Narrower than Rear Seat Width A. Includes Tension Adjustable by Straps Seat Upholstery. Not available with 10" and 11" Seat Widths A. **Bolt On Adjustable Sling available through our Creative Mobility Division #20**).....\$304

**SEAT DEPTH B** Measure from front of back post to the front edge of seat sling. Frame bend will start .5" in front of seat sling unless Custom Frame Depth is specified, or the combination of specifications affect the rolling dynamics of the chair.

- ZSD1 ☐ 10" ☐ 11" ☐ 12" ☐ 13" ☐ 14" ☐ 15" ☐ 16" ☐ 17" ☐ 18" ☐ 19".....STD  
ZSD2 ☐ 20".....\$568  
ZSD3 ☐ Custom Frame Depth: \_\_\_\_\_" Frame Depth Longer or Shorter Than Seat Depth (Measure from front of seat sling to beginning of frame bend. Ranges from 0.5" to 2" and can be given as specific as 1/4" increments. A Custom Frame Depth outside specified range may be available through our Creative Mobility Division. A Custom Frame Depth of 20" will have an additional charge.).....NCO

**ERGONOMIC SEAT U** Measure from front of back post to beginning of upward bend of seat tube.

- ZERG1 ☐ ZR Ergonomic Seat (Tension Adjustable by strap comes standard. Center of Gravity adjustment may be affected by this option. **Bolt On Adjustable Sling available through our Creative Mobility Division #20. Solid Seat available through Creative Mobility Division #16.**)  
☐ 5" ☐ 6" ☐ 7" ☐ 8" ☐ 9" .....\$369  
ZERG2 ☐ ZRA Ergonomic Seat (Tension Adjustable by strap comes standard. Center of Gravity adjustment may be affected by this option. Custom Sideguards may be affected by this option. Not available with V-Front or Seat Taper, Desk Arms, Depth Adjustable Backrests, Fold Down Rigid Sideguards, Solid Seat, Tension Adjustable Bolt-On Seat Upholstery. **Bolt On Adjustable Sling available through our Creative Mobility Division #20. Solid Seat available through Creative Mobility Division #16**)  
☐ 6" (Minimum Seat Depth B 10") ☐ 7" (Minimum Seat Depth B 12")  
☐ 8" (Minimum Seat Depth B 13") .....\$433

**FRONT SEAT HEIGHT C** Measure from floor to top of seat tube at front edge of seat sling. ZRA adjusts up and down in .5" increments.

- ZFSH1 ☐ 16" ☐ 16.5" ☐ 17" ☐ 17.5" ☐ 18" ☐ 18.5" ☐ 19" ☐ 19.5" ☐ 20" ☐ 20.5"  
☐ 21".....STD

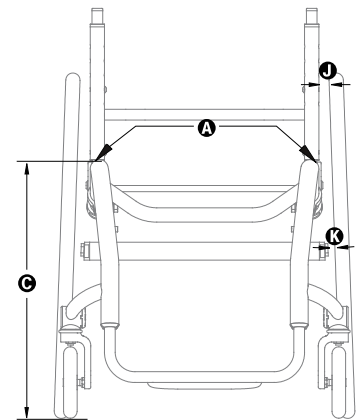
**REAR SEAT HEIGHT D** Measure from floor to top of seat tube at back post.

Rear Wheel Size	Rear Seat Height
20"	12.5"-18.5"
22"	14.0"-19"
24"	14.5"-20"
25"	14.5"-20"
26"	15.5"-20"

- ZRSH1 ☐ 12.5" ☐ 13" ☐ 13.5" ☐ 14" ☐ 14.5" ☐ 15" ☐ 15.5" ☐ 16" ☐ 16.5"  
☐ 17" ☐ 17.5" ☐ 18" ☐ 18.5" ☐ 19" ☐ 19.5" ☐ 20".....STD

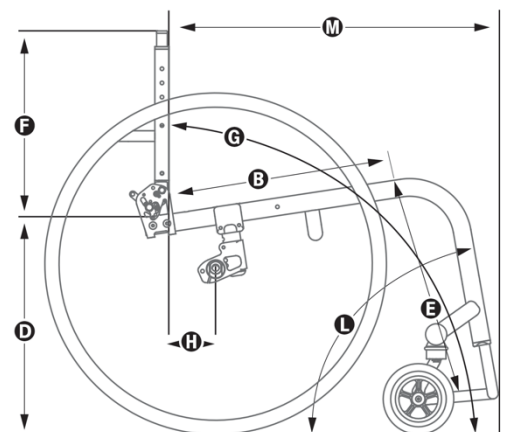
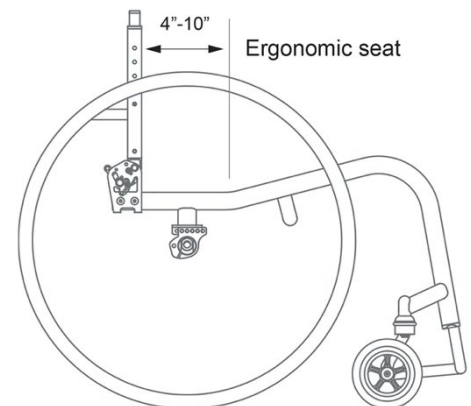
**FRONT ANGLE or OVERALL FRAME LENGTH** Select one. If Overall Frame Length is selected, front angle will be bent to achieve requested length.

- TFA1 ☐ 70° ☐ 75° ☐ 80° ☐ 85° L Measure from frame front to floor. (Not available with 6" Front Wheels.) ☐ 90° (Not available with 5" or 6" Front Wheels.).....STD  
TFA2 ☐ Overall Frame Length M \_\_\_\_\_" Measure from front of backrest to Front Edge of Footrest. ....NCO



E2201

E2203



# TiLite ZR ZRA Order Form

Effective Aug 2025 (New Items in Red)

MONO-TUBE RIGID FRAME

Page 3 of 8

## TiFit: TAILORED INDIVIDUALIZED FRAME

Options shown below are our most popular selections. **Not seeing what you want?** Contact customer service or visit our Creative Mobility Division (CMD) catalog [here](#) to view additional options.

**SEAT TO FOOTREST E** Measure from front edge of seat sling to top rear of footrest.

**Standard Footrests** Measurement must be at least 2" shorter than Front Seat Height C.

☐ 13.5" ☐ 14" ☐ 14.5" ☐ 15" ☐ 15.5" ☐ 16" ☐ 16.5" ☐ 17" ☐ 17.5" ☐ 18" ☐ 18.5" ☐ 19"

ZFTR3 ☐ Angle Adjustable Footrest.....**STD**

ZFTR1 ☐ Titanium Footrest w/Flat ABS Cover.....**\$217**

ZFTR2 ☐ Titanium Open Loop Footrest.....**\$277**

ZFTR12 ☐ Angle Adjustable Flip-Back Footrest (Not available with 10" or 11" Rear Seat Width A or Heavy Duty Frame.).....**\$244 K0040**

**High Mount Footrest**

☐ 7"-9" ☐ 9"-11" ☐ 11"-13" Set at \_\_\_\_\_ (Use 1/2" increments)

ZFTR4 ☐ Angle Adjustable High Mount Footrest.....**\$109 K0040**

**FOOTREST WIDTH I or V** Select either a Standard Front End I if no Seat Taper T is selected or a V-Front End V if a Seat Taper T is selected.

**STANDARD FRONT END I** Find your Rear Seat Width A in the Chart below and select one of the options to the right. Measure from inside of front frame tube to inside of opposite front frame tube. (Not available with Front Seat Width (Seat Taper) T.)

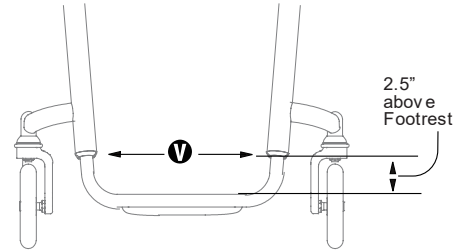
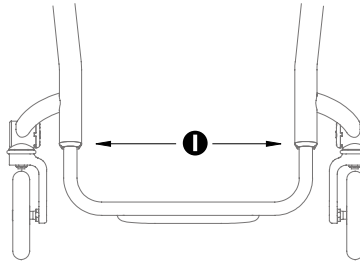
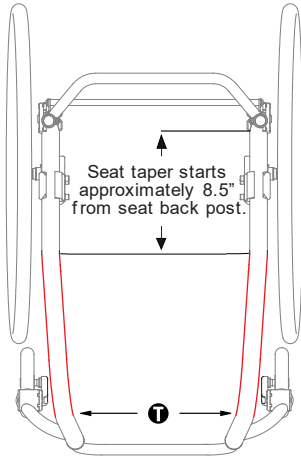
ZFE1 ☐ **NO V-Front Taper** (Required when both Heavy Duty Frame and Seat Taper T are selected.).....**STD**

REAR SEAT WIDTH A (Outside Measurement)	FOOTREST WIDTH I		
	No Taper (2.5" Narrower than Rear Seat Width)	1.5" Taper (4" Narrower than Rear Seat Width)	3.5" Taper (6" Narrower than Rear Seat Width)
10"	<input type="checkbox"/> 7.5"		
11"	<input type="checkbox"/> 8.5"		
12"	<input type="checkbox"/> 9.5"	<input type="checkbox"/> 8"	
13"	<input type="checkbox"/> 10.5"	<input type="checkbox"/> 9"	
14"	<input type="checkbox"/> 11.5"	<input type="checkbox"/> 10"	
15"	<input type="checkbox"/> 12.5"	<input type="checkbox"/> 11"	<input type="checkbox"/> 9"
16"	<input type="checkbox"/> 13.5"	<input type="checkbox"/> 12"	<input type="checkbox"/> 10"
17"	<input type="checkbox"/> 14.5"	<input type="checkbox"/> 13"	<input type="checkbox"/> 11"
18"	<input type="checkbox"/> 15.5"	<input type="checkbox"/> 14"	<input type="checkbox"/> 12"
19"	<input type="checkbox"/> 16.5"	<input type="checkbox"/> 15"	<input type="checkbox"/> 13"
20"	<input type="checkbox"/> 17.5"	<input type="checkbox"/> 16"	<input type="checkbox"/> 14"

**OR**

**V-FRONT END V** Measure from inside of front frame tube to inside of opposite front frame tube 2-1/2" above footrest. (Required with Front Seat Taper T. Titanium Footrests have 1" of adjustment up and down. Not available with Ergonomic Seat frames.)

ZFE2 ☐ V-Front Taper.....**\$315**  
☐ 9" ☐ 10" ☐ 11" ☐ 12" ☐ 13" ☐ 14" ☐ 15"



## BACK SUPPORTS

**ROHO® AGILITY® ACTIVE ALUMINUM Contour Back Support**

**Shell Height** ☐ 8" ☐ 10"

SBRS14 ☐ AGILITY Active Aluminum Min Contour with Foam.....

SBRS15 ☐ AGILITY Active Aluminum Mid Contour with Foam.....

**\$738**

**\$738**

**E2620**

**E2620**

**ROHO® AGILITY® ACTIVE CARBON Contour Back Support (2x2 Twill Weave Carbon Fiber)**

**Shell Height** ☐ 10" ☐ 13" ☐ 16"

☐ AGILITY Carbon Min Contour Back with Foam w/ Air Insert

SBRS7 ☐ Foam w/ Air Insert.....

ACB1 ☐ AGILITY Active Carbon Upgrade (Not available with Bolt-on Push Handles).....

Fixed Hardware.....

**\$738**

**\$464**

**NCO**

**E2620**

☐ AGILITY Carbon Mid Contour Back with Foam w/ Air Insert

SBRS9 ☐ Foam w/ Air Insert.....

ACB2 ☐ AGILITY Active Carbon Upgrade (Not available with Bolt-on Push Handles).....

Fixed Hardware.....

**\$738**

**\$464**

**NCO**

**E2620**

**COMFORT ACTA-EMBRACE® Back Support**

**Shell Height** ☐ 10" ☐ 12" ☐ 14" ☐ 16"

SBRS16 ☐ Acta-Embrace Back with 2-PT Quick Release Compass Hardware.....

CPSB1 ☐ Comfort Privacy Shield.....

**\$642**

**\$44**

**E2613**

# TiLite ZR ZRA Order Form

Effective Aug 2025 (New Items in Red)

MONO-TUBE RIGID FRAME

Page 4 of 8

## COMFORT ACTA-RELIEF Back Support

Shell Height ☐ 10" ☐ 12" ☐ 14" ☐ 16"

SBRS13 ☐ Acta-Relief Back with 2-PT Quick Release Compass Hardware.....\$846 E2615

CPSB1 ☐ Comfort Privacy Shield.....\$44

## BACK UPHOLSTERY (Want more seating options? [Click here](#) to view the new TiLite Seating Order Form.)

TBUP2 ☐ Velcro Adjustable (Not available with Fold-Down Push Handles.).....STD

**Tension Adjustable by Straps** (Required with Fold-Down Push Handles.)

TBUP3 ☐ Padded Nylon.....\$369 E2611

TBUP5 ☐ AIR Breathable Upholstery (Not available with Ultrasuede Backrest Stripe.).....\$369 E2611

TUPC3 Ultrasuede Backrest Stripe ☐ Black.....\$115

TBUP0 ☐ Omit Back Upholstery.....NCO

## BACK UPHOLSTERY (Want more seating options? [Click here](#) to view the new TiLite Seating Order Form.)

ZBUP2 ☐ Velcro Adjustable (Not available with Fold-Down Push Handles.).....STD

**Tension Adjustable by Straps** (Required with Fold-Down Push Handles.)

ZBUP3 ☐ Padded Nylon.....\$369 E2611

ZBUP5 ☐ AIR Breathable Upholstery (Not available with Ultrasuede Backrest Stripe.).....\$369 E2611

ZUPC3 Ultrasuede Backrest Stripe ☐ Black.....\$115

ZBUP0 ☐ Omit Back Upholstery.....NCO

## TiFit: TAILORED INDIVIDUALIZED FRAME

Options shown below are our most popular selections. **Not seeing what you want?** Contact customer service or visit our Creative Mobility Division (CMD) catalog [here](#) to view additional options.

## SEAT BACK TYPE/PUSH HANDLES/SEAT BACK HEIGHT F Measure from top of back post to top of seat tube at rear of frame.

ZSB1 ☐ Folding Aluminum Adjustable Height Back (Required for Heavy Duty Frame.).....STD

ZSB2 ☐ Folding Titanium Adjustable Height Back and Rounded Rigidizer Bar (Titanium back will match Frame Finish).....\$277

ZSB15 ☐ Non-Folding, Fixed Height Titanium with Rounded Rigidizer Bar (Not Available with Aero Z, ZRA or Transport Brackets. Titanium back will match Frame Finish. Not available with Push Handles.).....\$315

## TISHAFT™ BACK RELEASE BARS (Not available with Non-Folding, Fixed Height Titanium Back.)

ZSB3 ☐ Aluminum.....STD

ZSB6 ☐ 2x2 Twill Weave Carbon Fiber.....\$82

## PUSH HANDLES

ZSB6 ☐ Integrated Push Handles.....NCO

ZSB7 ☐ Integrated Fold-Down Push Handles (Requires Tension Adjustable by Straps Back Upholstery.).....\$125

ZSB8 ☐ Bolt-On Push Handles (Includes 4" Deep Backrest Rigidizer Bar.).....\$217

ZSB9 ☐ Bolt-On Height-Adjustable Push Handles (Includes 4" Deep Backrest Rigidizer Bar.).....\$363

## FOLDING SEAT BACK HEIGHT F (ZSB1 and ZSB2)

Push Handles (Selected Above)	Short	Medium	Tall	Set at: (Use 1/2" increments)
None/ Bolt-On	<input type="checkbox"/> 8.5"-11.5"	<input type="checkbox"/> 12"-16.5"	<input type="checkbox"/> 16"-20.5"	Set at: _____
Integrated	<input type="checkbox"/> 10.5"-12.5"	<input type="checkbox"/> 13.5"-16.5"	<input type="checkbox"/> 17.5"-20.5"	Set at: _____
Integrated Fold-Down	<input type="checkbox"/> 13"-15.5"	<input type="checkbox"/> 14.5"-18.5"	<input type="checkbox"/> 18.5"-21"	Set at: _____

## NON-FOLDING, FIXED-HEIGHT F TITANIUM SEAT BACK with New Rounded Rigidizer Bar (ZSB15) (Titanium back will match Frame Finish. Required for fixed Side Guards. Not available with ZRA, Swing Away Tubular or Swing Away - Flip Back Tubular Armrests and Integrated Push Handles, Integrated Fold-Down Push Handles or Bolt-On Height Adjustable Push Handles.)

☐ 8" ☐ 8.5" ☐ 9" ☐ 9.5" ☐ 10" ☐ 10.5" ☐ 11" ☐ 11.5" ☐ 12" ☐ 12.5" ☐ 13" ☐ 13.5" ☐ 14" ☐ 14.5" ☐ 15" ☐ 15.5"  
☐ 16" ☐ 16.5" ☐ 17" ☐ 17.5" ☐ 18" ☐ 18.5" ☐ 19" ☐ 19.5" ☐ 20"

## AVAILABLE ON ALL BACKS

ZSB11 ☐ Backrest that Locks when Folded (Not available with Ergonomic Seat.).....STD

ZSB12 ☐ 4" Deep Backrest Rigidizer Bar (Required with Heavy Duty Frame. Not available with a Non-Folding, Fixed Height Titanium Seat Back Type. 4" Deep Rigidizer Bar is NOT a rounded style rigidizer bar.).....NCO

ZSB16 ☐ Depth Adjustable Back/Frame (Seat Depths B of 10"-18" allow 2" of rearward adjustment. Height Adjustable Push Handles have a limited height range with Depth Adjustable Back. Not Available with 19" or 20" Seat Depths B, Heavy Duty Frame, Tension Adjustable By Straps Seat Upholstery or Carbon Fiber Side Guards.).....NCO

## SEAT BACK ANGLE G Measure angle from front of back post to floor.

ZSBA1 **Folding Back**  
☐ 80° ☐ 83° ☐ 86° ☐ 89° ☐ 92° ☐ 95° ☐ 98° ☐ 101°.....STD

ZSBA1 **Non-Folding Back**  
☐ 80° ☐ 81° ☐ 82° ☐ 83° ☐ 84° ☐ 85° ☐ 86° ☐ 87° ☐ 88° ☐ 89° ☐ 90° ☐ 91° ☐ 92° ☐ 93° ☐ 94° ☐ 95° ☐ 96°  
☐ 97° ☐ 98° ☐ 99° ☐ 100° ☐ 101°.....NCO

# TiLite ZR ZRA Order Form

Effective Aug 2025 (New Items in Red)

MONO-TUBE RIGID FRAME

Page 5 of 8

**CENTER OF GRAVITY H** Measure from front of back post at the seat tube to the center of the rear axle. If no center of gravity is selected, chair will ship with the center of gravity in the rearward-most position.

ZCOG1 ☐ 0" ☐ 0.25" ☐ 0.5" ☐ 0.75" ☐ 1" ☐ 1.25" ☐ 1.5" ☐ 1.75" ☐ 2" ☐ 2.25" ☐ 2.5" ☐ 2.75" ☐ 3" ☐ 3.25" ☐ 3.5" ☐ 3.75" ☐ 4" ☐ 4.25" ☐ 4.5" ☐ 4.75" ☐ 5"..... **STD**

**REAR WHEEL SPACING J/PLUGS** Measure from outside of seat back post to inside of rear tire. ZRA 0.75" Rear Wheel Spacing not available with 0° or 2° Camber K. Ergonomic Seat selection may limit available center of gravity.

ZRWS1 ☐ .75" ☐ 1" ☐ 1.25"..... **STD**  
ZCBR12 ☐ Adjustable Rear Wheel Spacing Camber Plugs..... **STD**  
ZCBR9 ☐ Additional Spacers to Increase Rear Wheel Spacing..... **NCO**  
ZCBR11 ☐ Zero Play Aluminum Camber Plugs (Not available with Power Adaptable Frame or more than 6° of Camber K.)..... **NCO**

## TiFit: TAILORED INDIVIDUALIZED FRAME

### SEAT UPHOLSTERY

ZSUP1 ☐ Tension Adjustable Bolt On (Not available with 10" or 11" Rear Seat Width A..... **STD**  
ZSUP2 ☐ Tension Adjustable by Straps (Standard with Ergonomic Seat and Front Seat Width (Seat Taper) T of 1", 2" or 3". Black upholstery only.)..... **\$201**  
ZSUP8 ☐ Aluminum Solid Seat (Not available with 10" or 11" Rear Seat Width A or Ergonomic Seat..... **\$309** **E2231**  
ZSUP0 ☐ Omit Seat..... **NCO**

☐ **Custom iSleeve CMD 018.** Please provide sleeve width and depth (in inches) in the Notes section at the end of this order form (add 1" to device depth and ¼" to width). Some limitations may apply.

**SEAT CUSHION** (Want more seating options? [Click here](#) to view the new TiLite Seating Order Form.)

ZCSH2 ☐ Comfort Curve Cushion (Stretch-Air cover)..... **\$122** **E2601**  
ZCSH23 ☐ Comfort Acta-Embrace™ Comfort-Tek Zero Elevation Cushion..... **\$428** **E2607**  
ZCSH11 ☐ ROHO® Single Compartment (Fits seat widths 14" to 19") Profile: ☐ Low ☐ Mid ☐ High..... **\$534** **E2622**  
XCSH14 ☐ ROHO® QUADTRO SELECT® Cushion (Fits seat widths 14" to 19") Profile: ☐ Low ☐ Mid ☐ High..... **\$534** **E2624**  
ZCSH16 ☐ ROHO® Hybrid Select (Fits seat widths 14" to 18", and 20")..... **\$571** **E2624**  
ZCSH17 ☐ Vicair Vector 02 with Comfair Cover (Fits seat widths A 14" to 19". Non-stock upcharges may apply.)..... **\$515** **E2624**

### CAMBER K/CAMBER TUBES

ZCBR1 ☐ 0° ☐ 2° ☐ 4° ☐ 6° (More than 0° of Camber K is not available with the Power Adaptable Frame. 8° of Camber may be available through our Creative Mobility Division.)..... **STD**  
ZCBR15 ☐ Aluminum Camber Tube ..... **STD**  
ZCBR3 ☐ Titanium Camber Tube (Not available with Power Adaptable Frame.)..... **\$217**

## CUSTOM CONFIGURATION OPTIONS

### FRONT WHEELS

ZFW24 ☐ 3"x1.4" **LiteSpeed-7** Billet Aluminum Wheel w/Soft Roll Tire ☐ Silver Hub **OR** ☐ Black Hub..... **\$206**  
ZFW14 ☐ 4"x.75" Plastic Wheel w/Poly Tire (Not available with Slipstream Fork or Power Adaptable Frame.)..... **NCO**  
ZFW3 ☐ 4"x.75" Light-Up Micro-Caster (Not available with Slipstream Fork or Power Adaptable Frame.)..... **\$88**  
ZFW26 ☐ 4"x1.4" **LiteSpeed-7** Plastic Wheel w/Soft Roll Tire (Not available with Power Assist, Power Add-on System or Heavy Duty Frame.)..... **\$112**  
ZFW27 ☐ 4"x1.4" **LiteSpeed-7** Billet Aluminum Wheel w/Soft Roll Tire ☐ Silver Hub **OR** ☐ Black Hub..... **\$217**  
ZFW6 ☐ 5"x1" Plastic Wheel w/Poly Tire (Not available with 90° Front Angle L, Slipstream Fork or Power Adaptable Frame.)..... **NCO**  
ZFW28 ☐ 5"x1.4" **LiteSpeed-7** LiteSpeed Plastic Wheel w/Soft Roll Tire (Not available with 90° Front Angle L or Power Adaptable Frame.)..... **\$103**  
ZFW30 ☐ 5"x1.4" **LiteSpeed-7** Billet Aluminum Wheel w/Soft Roll Tire ☐ Silver Hub **OR** ☐ Black Hub (Not available with 90° Front Angle L.)..... **\$233**  
ZFW9 ☐ 6"x1" Plastic Wheel w/Poly Tire (Not available with 85° or 90° Front Angle L, Slipstream Fork or Power Adaptable Frame.)..... **NCO**  
ZFW32 ☐ 6"x1.4" **LiteSpeed-7** Plastic Wheel w/Soft Roll Tire (Not available with 85° or 90° Front Angle L, Slipstream Fork or Power Adaptable Frame.)..... **\$119**  
ZFW33 ☐ 6"x1.4" **LiteSpeed-7** Billet Aluminum Wheel w/Soft Roll Tire ☐ Silver Hub **OR** ☐ Black Hub (Not available with 85° or 90° Front Angle L.)..... **\$244**

### PRECISION LOCK FRONT FORKS

ZFK1 ☐ TiLite Standard Fork..... **STD**  
ZFK2 ☐ TiLite Slipstream Single-Sided Fork (Not available with Heavy Duty Frame or Power Adaptable Frame.)..... **\$185**  
TGL1 ☐ Glide™ Suspension Fork (Black anodize only.)..... **\$526** **E1015**  
Rider's Weight: ☐ 125 lbs. ☐ 125-180 lbs. ☐ 180-265 lbs.  
ZTFS1 ☐ Titanium Fork Stem..... **\$69**

**STANDARD REAR WHEELS** (See Rear Seat Height Ranges Chart for Rear Seat Height D limitations.)

ZRW14 TiLite SHADOW™..... **STD**  
☐ 20"(451)  
☐ 22"(501)  
☐ 24"(540)  
☐ 25"(559) (Requires 15" minimum Seat Depth B.)  
☐ 26"(590) (Requires 15" minimum Seat Depth B.)

# TiLite ZR ZRA Order Form

Effective Aug 2025 (New Items in Red)

MONO-TUBE RIGID FRAME

Page 6 of 8

## PERFORMANCE REAR WHEELS (See Rear Seat Height Ranges Chart for Rear Seat Height Limitations.)

ZRW7	Spinergy® SPOX <input type="checkbox"/> Black <input type="checkbox"/> Red <input type="checkbox"/> Blue <input type="checkbox"/> White <input type="checkbox"/> Orange <input type="checkbox"/> Pink <input type="checkbox"/> Purple <input type="checkbox"/> Green (Orange, Pink, Purple and Green only available in 20" size.).....	\$915
	<input type="checkbox"/> 20"(451) - Std. Hub	
	<input type="checkbox"/> 22"(501) - Std. Hub	
	<input type="checkbox"/> 24"(540) - Std. Hub	
	<input type="checkbox"/> 25"(559) - Std. Hub (Requires 15" minimum Seat Depth B.)	
	<input type="checkbox"/> 26"(590) - Std. Hub (Requires 15" minimum Seat Depth B.)	
ZRW8	Spinergy® LX <input type="checkbox"/> Black <input type="checkbox"/> Red <input type="checkbox"/> Blue <input type="checkbox"/> White <input type="checkbox"/> Bright Orange <input type="checkbox"/> Flamingo Pink <input type="checkbox"/> Purple <input type="checkbox"/> Green.....	\$1,148
	<input type="checkbox"/> 22"(501) - Std. Hub	
	<input type="checkbox"/> 24"(540) - Std. Hub	
	<input type="checkbox"/> 25"(559) - Std. Hub (Requires 15" minimum Seat Depth B.)	
	<input type="checkbox"/> 26"(590) - Std. Hub (Requires 15" minimum Seat Depth B.)	
ZRW9	Spinergy Design Lab LX Wheels (Available with black spokes only.)	
	<input type="checkbox"/> Gold Anodize <input type="checkbox"/> Green Anodize <input type="checkbox"/> Blue Anodize <input type="checkbox"/> Red Anodize <input type="checkbox"/> Purple Anodize <input type="checkbox"/> Orange Anodize.....	\$1,364
	<input type="checkbox"/> 22"(501) - Std. Hub	
	<input type="checkbox"/> 24"(540) - Std. Hub	
	<input type="checkbox"/> 25"(559) - Std. Hub (Requires 15" minimum Seat Depth B.)	
	<input type="checkbox"/> 26"(590) - Std. Hub (Requires 15" minimum Seat Depth B.)	
ZRW16	Spinergy® Carbon Blade with 2x2 Twill Weave Carbon Fiber (Not available with Heavy Duty Frame.).....	\$1,602
	<input type="checkbox"/> 24"(540)	
	<input type="checkbox"/> 25"(559) (Requires 15" minimum Seat Depth B.)	
ZRW17	X-Core Mag (Not available with Heavy Duty Frame, Short Tabs, Quad Release Axles, Spoke Guards or Omit Handrims Option. Requires Aluminum Silver Anodized Handrims.).....	\$66
	<input type="checkbox"/> 20"(451)	
	<input type="checkbox"/> 22"(501)	
	<input type="checkbox"/> 24"(540)	

## AXLES

ZAXL1	<input type="checkbox"/> Stainless Quick Release.....	STD
ZAXL2	<input type="checkbox"/> Titanium Quick Release.....	\$277
ZAXL3	<input type="checkbox"/> Quad Release (Not available with Mag or 26"(590) Spinergy Sprox or LX Rear Wheels.).....	\$169

## PNEUMATIC REAR TIRES

ZRTR1	<input type="checkbox"/> Treaded 22"(501), 24"(540), and 26"(590).....	STD
ZRTR2	<input type="checkbox"/> Airless Inserts (Not available with Spinergy Carbon Blade Rear Wheels.).....	\$98
ZRTR31	<input type="checkbox"/> MBL SpeedLite 20"(451), 22"(501), 24"(540), 25"(559) and 26"(590).....	STD
ZRTR30	<input type="checkbox"/> 24"(540), 25"(559) and 26"(590) Primo Sentinel.....	\$136
ZRTR8	<input type="checkbox"/> 24"(540), 25"(559) and 26"(590) Schwalbe® Marathon Plus Evolution.....	\$152
ZRTR32	<input type="checkbox"/> 24"(540) Primo C-763 Knobby.....	\$104

E2213

## SOLID REAR TIRES (Not available with Spinergy Carbon Blade Rear Wheels.)

ZRTR22	<input type="checkbox"/> 20"(451), 22"(501), 24"(540) and 25"(559) Primo Orion.....	\$120
ZRTR23	<input type="checkbox"/> 24"(540) and 25"(559) Primo Active.....	\$147

## HANDRIMS

ZRIM1	<input type="checkbox"/> Aluminum – Silver Anodized.....	STD
ZRIM21	<input type="checkbox"/> Aluminum – Black Anodized.....	NCO
ZRIM12	<input type="checkbox"/> Titanium – Satin Finish (Not available with 20"(451) or 22"(501) Rear Wheels, or 24"(540) Knobby tires.).....	\$509
ZRIM10	<input type="checkbox"/> The Surge (All-In-One Oval with Gription™ Strip, Larger Profile) (Not available with 20"(451) Rear Wheels.).....	\$433
ZRIM11	<input type="checkbox"/> The Surge LT (All-In-One Oval with Gription™ Strip, Smaller Profile) (Not available with 20"(451) Rear Wheels.).....	\$466
ZRIM20	<input type="checkbox"/> Q-Grip (Exclusive High-Friction, Anti-Slip Coating) (Not available with 20"(451) Rear Wheels.).....	\$358
<b>The Natural-Fit® (Original, Larger Profile) (Not available with 20"(451) Rear Wheels.)</b>		
ZRIM14	<input type="checkbox"/> Standard Grip (Not available with Short Tabs or Spinergy Carbon Blade Rear Wheels.).....	\$428
ZRIM15	<input type="checkbox"/> Super Grip (Not available with Short Tabs or Spinergy Carbon Blade Rear Wheels.).....	\$466
ZRIM16	<input type="checkbox"/> Without Thumb Grip.....	\$390
<b>The Natural-Fit® LT (Reduced Weight, Smaller Profile) (Not available with 20"(451) Rear Wheels.)</b>		
ZRIM17	<input type="checkbox"/> Standard Grip (Not available with Short Tabs or Spinergy Carbon Blade Rear Wheels.).....	\$440
ZRIM18	<input type="checkbox"/> Super Grip (Not available with Short Tabs or Spinergy Carbon Blade Rear Wheels.).....	\$514
ZRIM19	<input type="checkbox"/> Without Thumb Grip.....	\$423

## Additional Handrim Options

ZRIM5	<input type="checkbox"/> Plastic Coated – Black.....	\$174
ZRIM22	<input type="checkbox"/> Omit Handrims.....	NCO

# TiLite ZR ZRA Order Form

Effective Aug 2025 (New Items in Red)

MONO-TUBE RIGID FRAME

Page 7 of 8

## Tab Length

ZRIM7	<input type="checkbox"/> Long Tabs	STD
ZRIM8	<input type="checkbox"/> Short Tabs (Not available with Mag Rear Wheels or The Natural-Fit Handrims with Thumb Grip.)	\$28

## WHEEL LOCKS

ZWLK7	<input type="checkbox"/> Compact Composite Push to Lock (Available with .75" to 1.5" Rear Wheel Spacing ) only.)	NCO
ZWLK8	<input type="checkbox"/> Compact Composite Pull to Lock (Available with .75" to 1.5" Rear Wheel Spacing ) only.)	NCO
ZWLK10	<input type="checkbox"/> Extension Handles for Compact Composite Push/Pull to Lock	\$93 E0961

## Additional Wheel Locks

ZWLK11	<input type="checkbox"/> MBL Composite Scissor Lock	\$158
ZWLK3	Uni-Lock Set At: <input type="checkbox"/> Push <b>OR</b> <input type="checkbox"/> Pull	\$179
ZWLK4	<input type="checkbox"/> Extension Handles for Uni-Lock	\$93 E0961
ZWLK15	<input type="checkbox"/> Grade Aids Push to Lock (Not available with solid rear tires)	\$190 E0974

## CUSTOM CONFIGURATION OPTIONS

### SIDE GUARDS

#### Aluminum

ZSDG2	<input type="checkbox"/> Rigid Removable	<input type="checkbox"/> Small <b>OR</b> <input type="checkbox"/> Std	\$217
ZSDG3	<input type="checkbox"/> Quad Removable w/Hole	<input type="checkbox"/> Small <b>OR</b> <input type="checkbox"/> Std	\$233
ZSDG4	<input type="checkbox"/> Fold Down Rigid	<input type="checkbox"/> Small <b>OR</b> <input type="checkbox"/> Std (Not available with Ergonomic Seat.)	\$363
ZSDG6	<input type="checkbox"/> Fendered Adjustable (Available with 24" and 25" Rear Wheels. Requires Rear Seat Height D of 14.5" to 18.5".)		\$363

#### 2x2 Twill Weave Carbon Fiber

ZSDG7	<input type="checkbox"/> Rigid Removable	<input type="checkbox"/> Small <b>OR</b> <input type="checkbox"/> Std	\$336
ZSDG8	<input type="checkbox"/> Quad Removable w/Hole	<input type="checkbox"/> Small <b>OR</b> <input type="checkbox"/> Std	\$347
ZSDG9	<input type="checkbox"/> Fold Down Rigid	<input type="checkbox"/> Small <b>OR</b> <input type="checkbox"/> Std (Not available with Ergonomic Seat.)	\$499
ZSDG12	<input type="checkbox"/> Fendered Removable		\$493

#### Available on Aluminum and Carbon Fiber Non-Fendered Side Guards

ZSDG13	<input type="checkbox"/> Side Guards Custom Cut to Profile of Rear Wheels	\$342
--------	---	-------

☐ **Custom Offset Profiled Sideguards (Removable or Fold-Down) CMD 007.** Please specify desired offset to nearest  $\pm\frac{1}{2}$ " (e.g.,  $\pm 0.50$ ") and sideguard type (rigid or fold-down) in the Notes section of the order form. Sideguard material must be selected. Some limitations may apply.

## ARMRESTS (Desk Arms come with built-in Side Guards.)

### Tubular Armrests

ZARM1	Swing Away Tubular <input type="checkbox"/> 6.5" to 9.5" <b>OR</b> <input type="checkbox"/> 9.5" to 12.5" (Not Available with Heavy Duty Frame or Height Adjustable Push Handles.)	\$244 E0973
ZARM6	<input type="checkbox"/> Swing Away Fixed Height - Flip Back Tubular (Not Available with Heavy Duty Frame.)	NCO
ZARM4	<input type="checkbox"/> Swing Away Height Adjustable 8.5" to 11.5" - Flip Back Tubular (Not Available with Heavy Duty Frame.)	\$342 E0973

### Single Post Desk Arms

ZARM2	Removable Height Adjustable Desk Arm with Rigid Side Guard (Requires 14" minimum Seat Depth B. Not available with Ergonomic Seat.)	\$363 E0973
	<input type="checkbox"/> 9" to 12" <b>OR</b> <input type="checkbox"/> 12" to 15"	
	<input type="checkbox"/> Standard Length Pad (10") <b>OR</b> <input type="checkbox"/> Full Length Pad (14")	
ZARM3	Removable Height Adjustable Desk Arm with Rigid Side Guard and Transfer Loop (Requires 15" minimum Seat Depth B. Not Available with Ergonomic Seat.)	\$406 E0973
	<input type="checkbox"/> 9" to 12" <b>OR</b> <input type="checkbox"/> 12" to 15"	
	<input type="checkbox"/> Standard Length Pad (10") <b>OR</b> <input type="checkbox"/> Full Length Pad (14")	

#### Available Armrest Option

ZARM5	<input type="checkbox"/> Covered in Black Ultrasuede (Not available with Desk Arms)	\$120
-------	---	-------

## SEAT BELTS

ZBLT1	<input type="checkbox"/> Velcro Adjustable, Black Nylon Webbing	\$61 E0978
ZBLT2	<input type="checkbox"/> Bodypoint® 2" Push-Button Buckle (Auto-Style.)	\$103 E0978
ZBLT4	<input type="checkbox"/> Bodypoint® 1" Wide Push-Button Buckle Padded (Auto-Style.) (Not available with 19" or 20" Rear Seat Widths A.)	\$196 E0978
ZBLT5	<input type="checkbox"/> Bodypoint® 1.5" Wide Push-Button Buckle Padded (Auto-Style.) (Not available with 19" or 20" Rear Seat Widths A.)	\$185 E0978
ZBLT8	<input type="checkbox"/> Q'Straint® WC-19 Wheelchair-Anchored Pelvic Belt (Recommended for use with Transit Tie Down. Not Available with ZR.)	\$217 E0978
ZBLT10	<input type="checkbox"/> Bodypoint® Optional Band Clamp Mounting Hardware	\$22 K0108
ZBLT16	<input type="checkbox"/> Bodypoint® EvoFlex® Pelvic Stabilizer Push Button	\$201 E0978

# TiLite ZR ZRA Order Form

Effective Aug 2025 (New Items in Red)

MONO-TUBE RIGID FRAME

Page 8 of 8

## CALF STRAP

ZCLF2 Velcro Adjustable.....\$44 K0038  
☐ Small (Recommended for 9" - 12" Footrest Widths.)  
☐ Medium (Recommended for 11" - 15" Footrest Widths.)  
☐ Large (Recommended for 14" - 17" Footrest Widths.)  
☐ Xtra Large (Recommended for 16"- 19" Footrest Widths.)

ZCLF3 Bodypoint® Padded Velcro Adjustable.....\$109 K0038  
☐ Small (Recommended for 8"- 11" Footrest Widths.)  
☐ Medium (Recommended for 11"- 15" Footrest Widths.)  
☐ Large (Recommended for 16"- 19" Footrest Widths.)

ZCLF1 ☐ Buckle Adjustable, Black Nylon Webbing.....\$34 K0038

## RESIDUAL LIMB SUPPORT

ZRSL1 ☐ Residual Limb Support ☐ Left **OR** ☐ Right (8" width x 10" length).....\$428 E1020  
ZRSL2 ☐ Residual Limb Support Pair (8" width x 10" length).....\$855 E1020

## BACKPACK

ZBCK3 ☐ Permobil Medical Necessities Backpack.....\$103

## SEAT POUCH

ZPCH3 ☐ Permobil Medical Necessities Seat Pouch.....\$66  
ZPCH4 ☐ Bodypoint® Mobility Bag.....\$109

## SPOKE GUARDS

ZGRD1 ☐ Clear (Not available with Mag Rear Wheels.).....\$147 K0065

## ANTI-TIPS

ZTIP1 ☐ Rear Aluminum - Black.....\$174 E0971  
ZTIP2 ☐ User Friendly Flip-up (Not available with Frog Legs® Rear Suspension.).....\$363 E0971

## ACCESSORIES

ZUEST1 Upper Extremity Support Tray ☐ 12" to 14" **OR** ☐ 13" to 15" Seat Widths A (Requires Armrests.).....\$315 E0950  
ZLUG1 ☐ Luggage Carriers.....\$158  
ZMPCT2 Neoprene Impact Guards with Ultrasuede Stripe ☐ Black.....\$115  
ZCH1 ☐ Crutch Holder.....\$244 E2207  
ZAFP1 4" Logo Patch ☐ Army ☐ Navy ☐ Air Force ☐ Marines.....\$115

## GENERAL

More options and frame modifications may be available through our Creative Mobility Division! Please contact customer service for details or [click here](#) to view options.

Permobil manufactures TiLite manual wheelchairs in a wide variety of configurations to meet the varied needs of wheelchair users. The final selection of a particular model, its options and accessories, and its measurements rests solely with the wheelchair user and advising healthcare professional. These wheelchairs must be fitted by a qualified healthcare professional. HCPCS Codes are for reference purposes only. Actual coding and coverage varies by payer. Proper HCPCS coding is not a guarantee of payment. Please verify the appropriate payer's coverage policy.

**Get the latest order forms at permobilus.com.** Prices, standard features, options and accessories are subject to change without notice. All rights reserved. Trademarks are identified by symbols™ and ®. TiLite, TiFit, the TiLite logo, Ti, the Ti logo, and TiShaft are registered trademarks of TiSport, LLC and are licensed to Permobil. Permobil® is a registered trademark of Permobil. Adobe®, Acrobat®, Acrobat Professional® and Reader® are registered trademarks of Adobe Systems Inc. Bodypoint® is a registered trademark of Bodypoint Inc. Kenda® is a registered trademark of Kenda Rubber Industrial Co. Ltd. ROHO®, AGILITY®, Low Profile® and Quadtro Select® are registered trademarks of ROHO Inc. Schwalbe® is a registered trademark of Ralf Bohle GmbH. The Natural-Fit® and Out-Front® are registered trademarks of Three Rivers Holdings, LLC. The ACTA-BACK®, ACTA-EMBRACE™, COMFORT-TEK™, COMPASS®, CURVE®, ELEMENTS®, and STRETCH AIR™ are registered trademarks of THE COMFORT COMPANY® and are licensed to Permobil. Q'Straint® is a registered trademark of Q'Straint Inc.

## NOTES

**QUOTE THIS CHAIR**

If you are using Adobe Acrobat, this order form may be converted into a quote request or into an order by clicking one of the buttons (this feature is available exclusively to Permobil dealers and distributors). A Quote or an Order Confirmation will be sent to you within 24 hours.

**ORDER THIS CHAIR**