



ReadyWrapTM

Foot SL

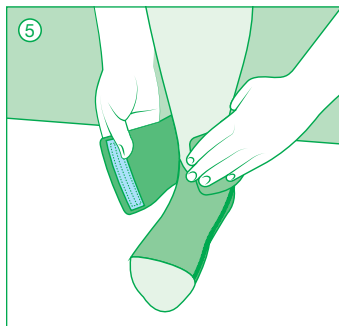
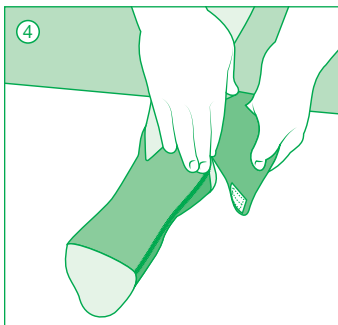
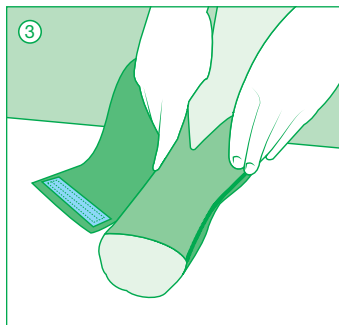
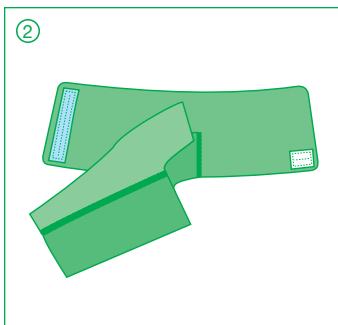
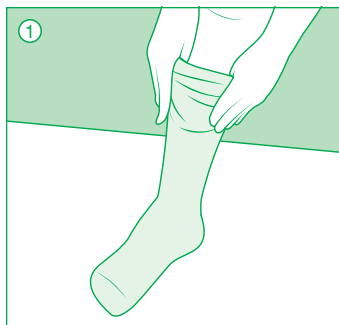
Adjustable variable compression wrap

EN

ReadyWrap™ Foot SL

Adjustable variable compression wrap

Instructions for Use



Thank you for choosing ReadyWrap™!

ReadyWrap™ is a low-stretch adjustable variable compression wrap designed for self-management. The ReadyWrap Foot SL contains the top of the foot, and has adjustable straps to contour around the ankle. All ReadyWrap styles can be worn during the day and/or night.

Indications

- Lymphedema
- Edema
- Venous leg ulcers
- Venous insufficiency

Intended Uses

- To maintain reduced volume and shape by supporting lower extremity limbs
- Management of lymphedema and edema
- Assist in management of some symptoms of venous leg ulcers
- Assists in helping limit venous leg ulcer recurrence
- Compression garments for phlebological, lymphological indications (i.e., venous disease, chronic edema and lymphedema)

Contraindications

- Arterial insufficiency or ABPI < 0.8
- Moderate to severe peripheral arterial disease
- Acute DVT
- Untreated congestive heart failure
- Untreated cancer
- Untreated infection (i.e. cellulitis)
- Allergies or sensitivities to materials
- Absent or severe peripheral neuropathy (impaired sensation)
- Severe cognitive impairment

Precautions

- Arterial insufficiency or ABPI < 0.8
- Ankle circumference < 18cm
- Wounds with heavy exudate
- Any open wounds should be dressed prior to application



Apply ReadyWrap garments in the following sequence:

- 1 Toe
- 2 Foot**
- 3 Calf
- 4 Thigh
- 5 Knee

Donning instructions

- ReadyWrap Foot SL garments are left/right-specific.
- ① **Slide** the ReadyWrap Liner onto your foot and pull it up the leg.
- ② **Unfasten** all garment straps.
- ③ **Slide** the garment onto your foot with the hook receptive side on top.
- ④ **Pull** the strap with the white hook at full stretch around the back and fasten it to the side or top of the garment based on fit and comfort.
- ⑤ **Pull** the strap with the light blue hook at full stretch around the front and fasten it to the garment at a downward angle or aligned with the strap below based on fit and full coverage.

Material content

Nylon (polyamide), polyester, polyurethane, spandex (elastane)
Not made with natural rubber latex.

Care instructions

L&R USA recommends all ReadyWrap garments be washed and dried before the first extended use.

Washing

- Hand wash in warm water with a drop of mild detergent, rinse thoroughly in warm water
- Do not use fabric softener or bleach
- Do not dry clean

Drying

- Lay on a towel and squeeze your ReadyWrap to remove excess water, lay flat on a dry towel to finish drying
 - ◆ Be sure that the VELCRO® brand fasteners do not contact your towel.
- Do not iron



Warranty

We guarantee your ReadyWrap garment to be free of material and manufacturing defects during the recommended six month life of the garment.